

Technical data sheet

ARTICULATED EXTRACTION ARMS

LAB

Self-supporting articulated arm for bench or wall installation



APPLICATIONS



SALDATURA



POLVERI

Extraction of soldering fumes, micro-particulate, vapours and odours.

FEATURES

Self-supporting articulated arm for bench or wall installation, manufactured from lightweight aluminium alloy and compatible with various nozzles for use in different applications.

CERTIFICATIONS

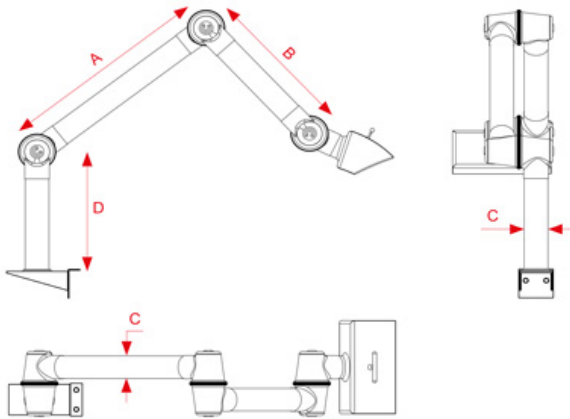


TECHNICAL DATA

N.B.: Also available in the 2-joint versions (for environments with height restrictions) or fixed versions (for example, laboratories).

MOD.	Ø	LENGTH	FLOW RATE	HEAD LOSS	TOTAL WEIGHT
	mm	mm	m ³ /h	Pa	Kg
51	50	1000	from 90 to 120	630	0,5

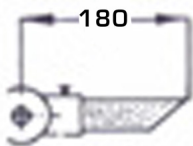
DIMENSIONS



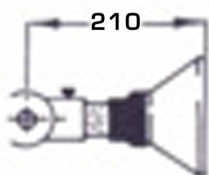
MOD.	A	B	C	D
	mm	mm	mm	mm
51	400	300	500	250

ACCESSORIES

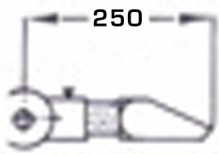
HOSE NOZZLE



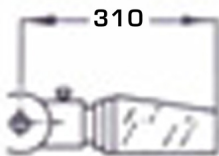
CONICAL NOZZLE



STANDARD NOZZLE



TRANSPARENT NOZZLE



QR CODE

